

円グラフ

年 組 名前

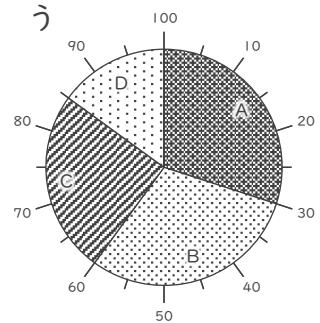
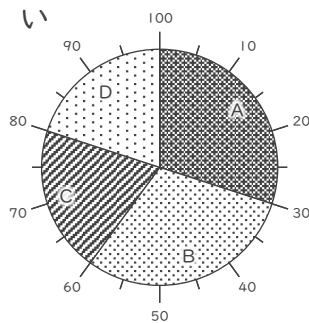
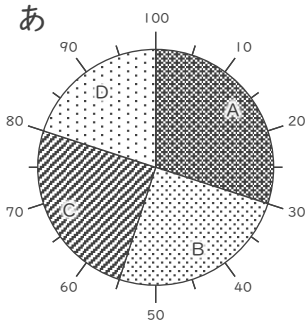
/ 3

■ 次の表にあった円グラフを、それぞれ あ～う から選びましょう。

①

A	B	C	D
30%	25%	25%	20%

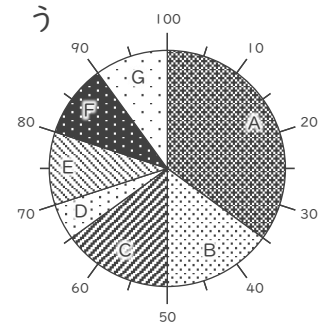
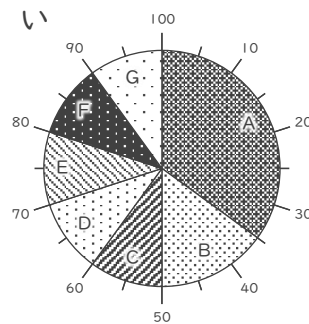
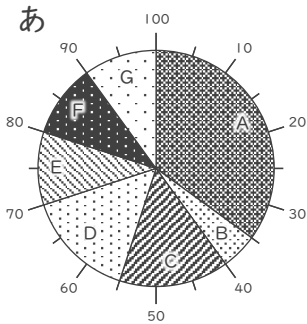
正しいグラフ



②

A	B	C	D	E	F	G
35%	15%	10%	10%	10%	10%	10%

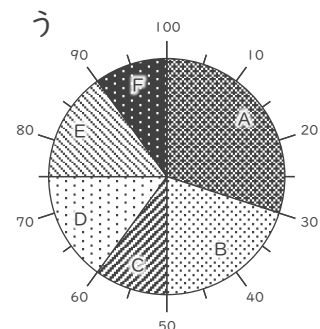
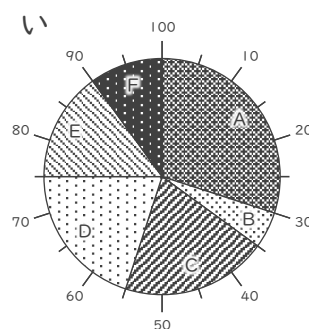
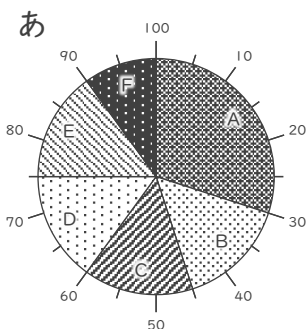
正しいグラフ



③

A	B	C	D	E	F
30%	15%	15%	15%	15%	10%

正しいグラフ



円グラフ

年 組 名前

/ 3

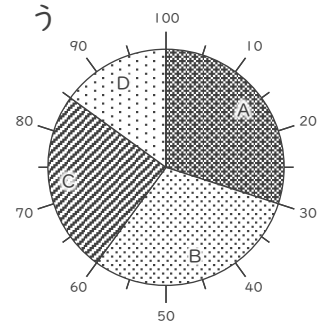
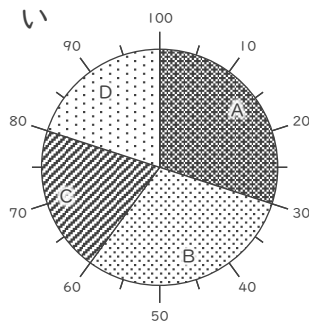
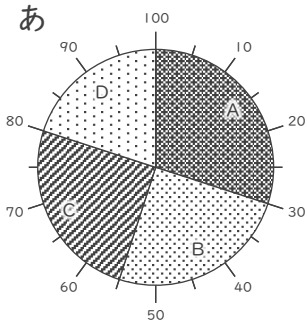
■ 次の表にあった円グラフを、それぞれ あ～う から選びましょう。

①

A	B	C	D
30%	25%	25%	20%

正しいグラフ

あ

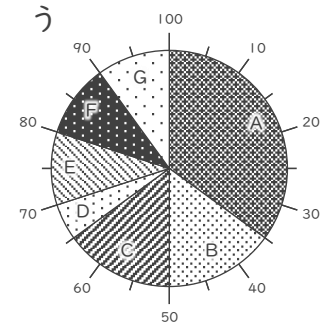
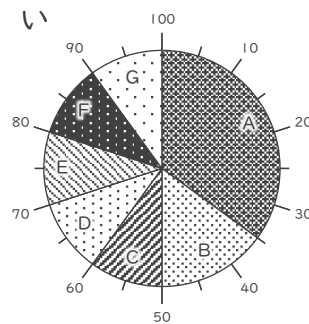
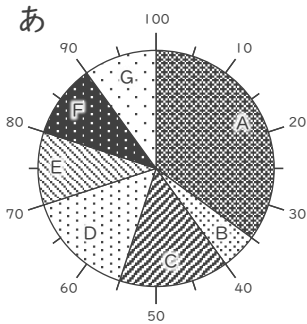


②

A	B	C	D	E	F	G
35%	15%	10%	10%	10%	10%	10%

正しいグラフ

い



③

A	B	C	D	E	F
30%	15%	15%	15%	15%	10%

正しいグラフ

あ

