

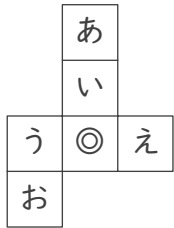
立方体のでん開図

____年 ____組 名前

/15

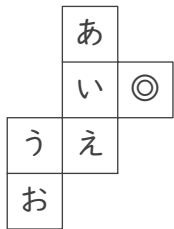
■ 次の立方体のでん開図を組み立てたときに、◎のむかい(反対側)になる面を答えましょう。

①



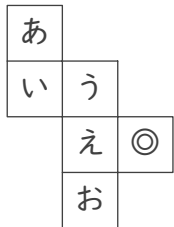
むかいの面

②



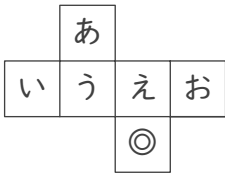
むかいの面

③



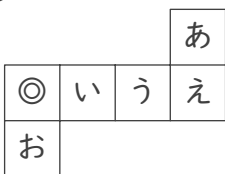
むかいの面

④



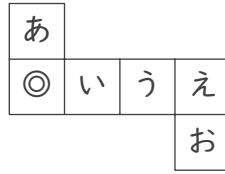
むかいの面

⑤



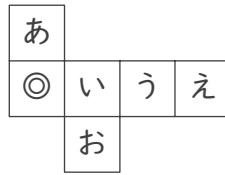
むかいの面

⑥



むかいの面

⑦



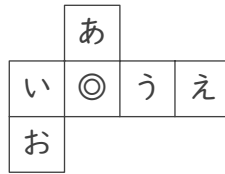
むかいの面

⑧



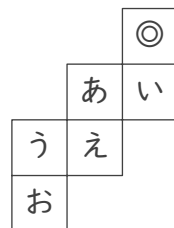
むかいの面

⑨



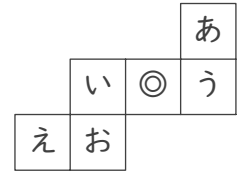
むかいの面

⑩



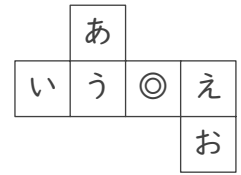
むかいの面

⑪



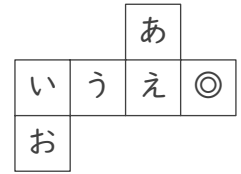
むかいの面

⑫



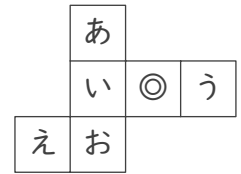
むかいの面

⑬



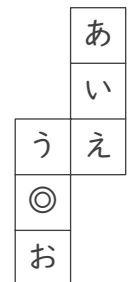
むかいの面

⑭



むかいの面

⑮



むかいの面

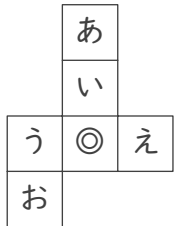
立方体のでん開図

____年 ____組 名前

/15

■ 次の立方体のでん開図を組み立てたときに、◎のむかい(反対側)になる面を答えましょう。

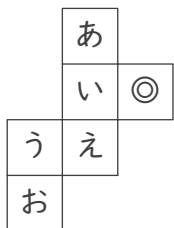
①



むかいの面

あ

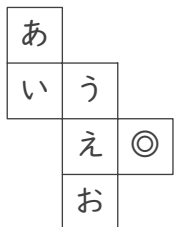
②



むかいの面

う

③



むかいの面

い

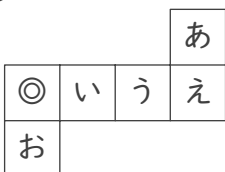
④



むかいの面

あ

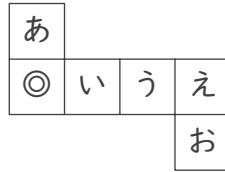
⑤



むかいの面

う

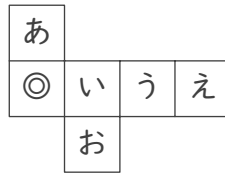
⑥



むかいの面

う

⑦



むかいの面

う

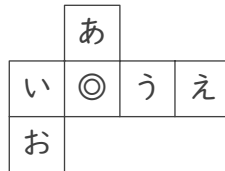
⑧



むかいの面

う

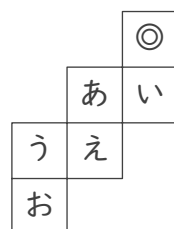
⑨



むかいの面

え

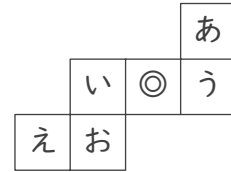
⑩



むかいの面

え

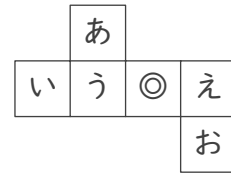
⑪



むかいの面

え

⑫



むかいの面

い

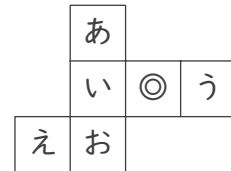
⑬



むかいの面

う

⑭



むかいの面

え

⑮



むかいの面

い