

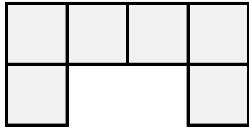
立方体のでん開図

年 組 名前

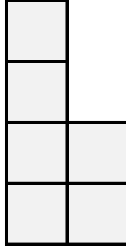
/ /

■ 立方体のでん開図をすべて選んで記号で答えましょう。

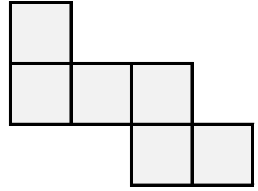
ア



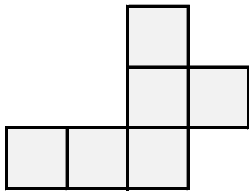
イ



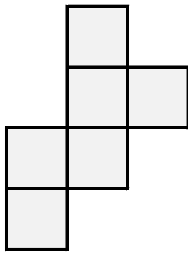
ウ



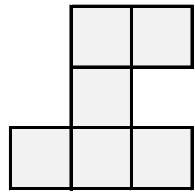
エ



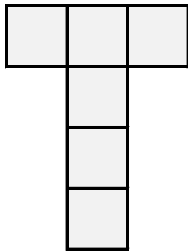
オ



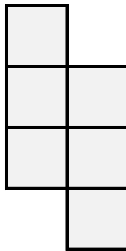
カ



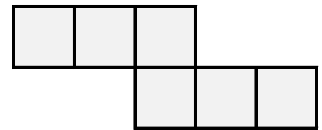
キ



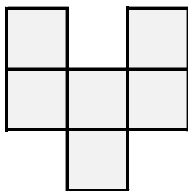
ク



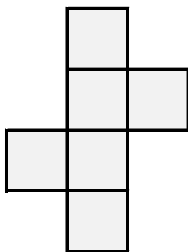
ケ



コ



サ



立方体のでん開図の記号

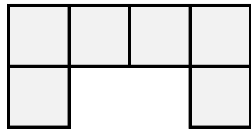
立方体のでん開図

年 組 名前

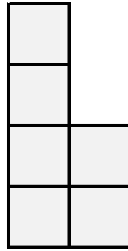
/ /

■ 立方体のでん開図をすべて選んで記号で答えましょう。

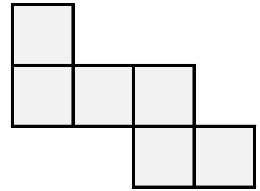
ア



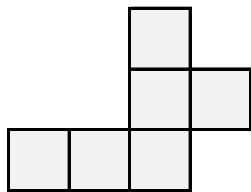
イ



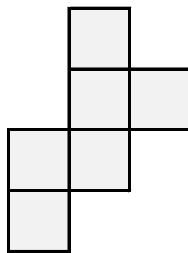
ウ



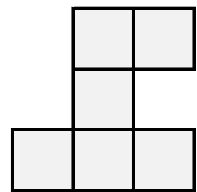
エ



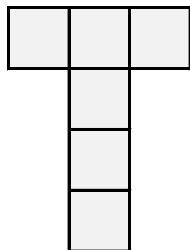
オ



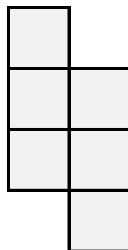
カ



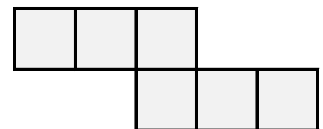
キ



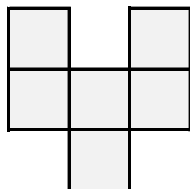
ク



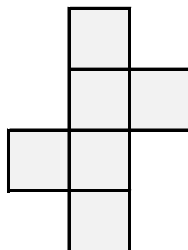
ケ



コ



サ



立方体のでん開図の記号

ウ , オ , キ , ケ , サ