

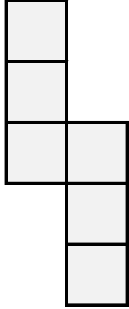
# 立方体のでん開図

年 組 名前

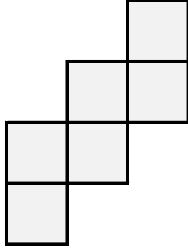
/ /

■ 立方体のでん開図をすべて選んで記号で答えましょう。


ア



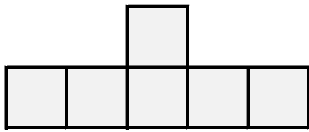
イ



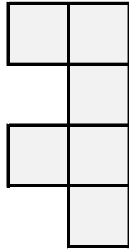
ウ



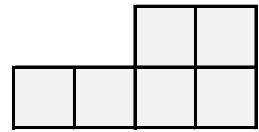
エ



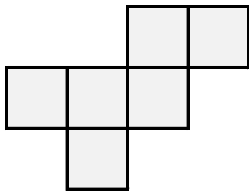
オ



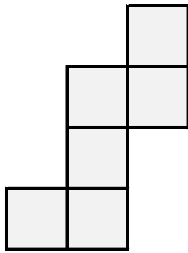
カ



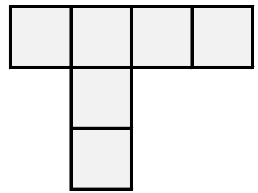
キ



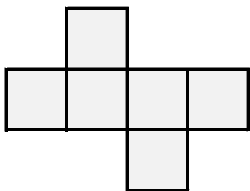
ク



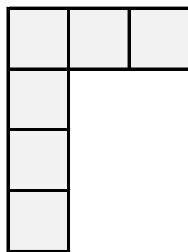
ケ



コ



サ



立方体のでん開図の記号

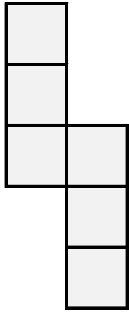
# 立方体のでん開図

年 組 名前

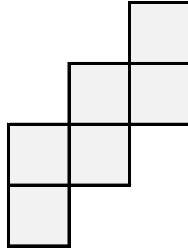
/ /

■ 立方体のでん開図をすべて選んで記号で答えましょう。

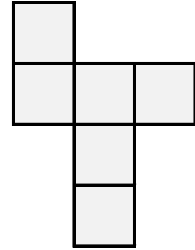
ア



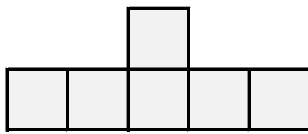
イ



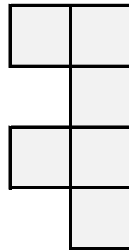
ウ



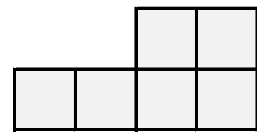
エ



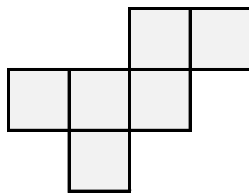
オ



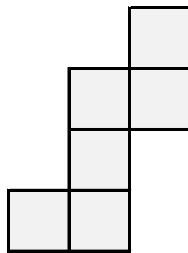
カ



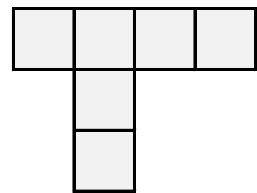
キ



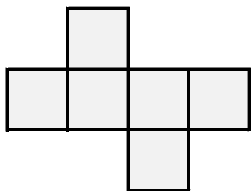
ク



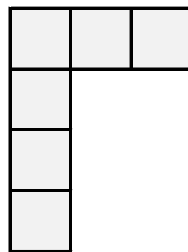
ケ



コ



サ



立方体のでん開図の記号

ア , イ , ウ , キ , ク , コ