

free

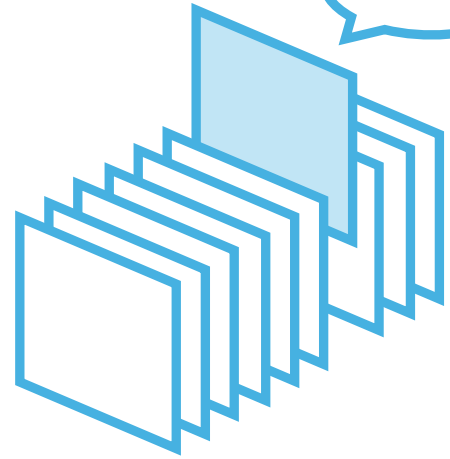
¥0

期間限定

PICK UP PACKAGE

ピックアップパック

これできる？



- 2年生までに学習する内容からバランスよく収録
- 毎日(平日5日間)の自学にも最適な5枚セット
- 算数が好きな子には、1日1セットの「やり切り」もおすすめ!

小学 2 年生までの内容 -

パック

17

1まい目 - 何十・何百の たし算

計算

2まい目 - ものさしと 長さ

理解

3まい目 - 図を 見て 考えよう

理解

4まい目 - ほうがんを つかって 四角形を かこう

図形

5まい目 - 長さの たし算 mとcm

理解



■ つぎのたし算をしましょう。

① $20 + 80 =$

② $900 + 100 =$

③ $800 + 100 =$

④ $80 + 80 =$

⑤ $500 + 300 =$

⑥ $70 + 80 =$

⑦ $700 + 200 =$

⑧ $20 + 20 =$

⑨ $90 + 60 =$

⑩ $500 + 500 =$

⑪ $60 + 80 =$

⑫ $300 + 200 =$

⑬ $40 + 20 =$

⑭ $300 + 600 =$

⑮ $80 + 30 =$

⑯ $600 + 100 =$

⑰ $90 + 90 =$

⑱ $100 + 100 =$

⑲ $20 + 50 =$

⑳ $600 + 400 =$

㉑ $100 + 400 =$

㉒ $300 + 400 =$

㉓ $10 + 20 =$

㉔ $50 + 60 =$

㉕ $10 + 70 =$

㉖ $600 + 200 =$

㉗ $300 + 300 =$

㉘ $30 + 10 =$

㉙ $400 + 400 =$

㉚ $90 + 80 =$

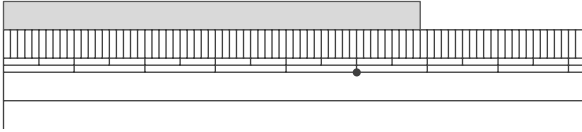
長さはどれくらい

年 組 名前

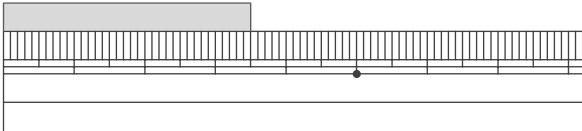
/10

■ ものさしをあてているものの長さを 答えましょう。

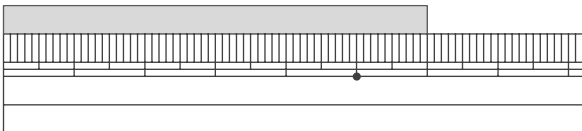
①



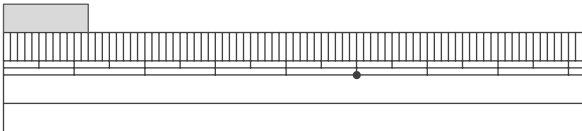
②



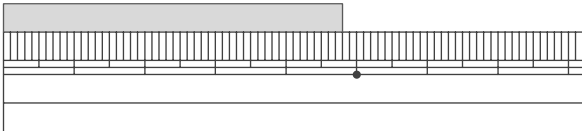
③



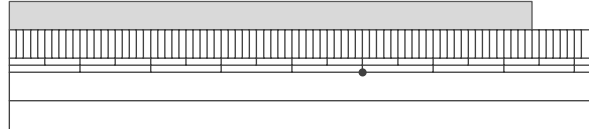
④



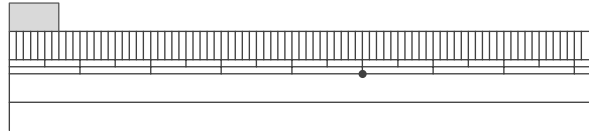
⑤



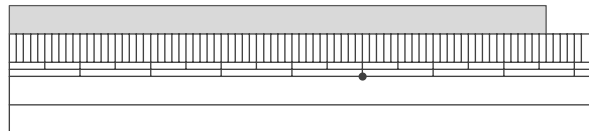
⑥



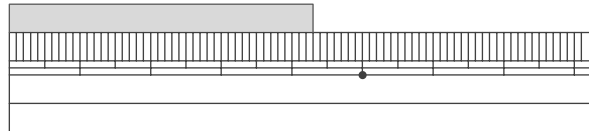
⑦



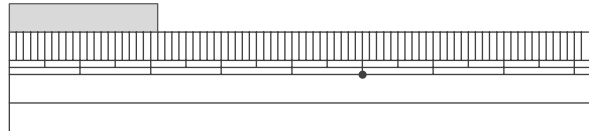
⑧



⑨



⑩

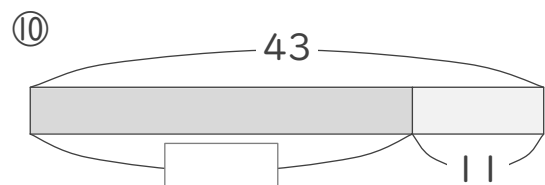
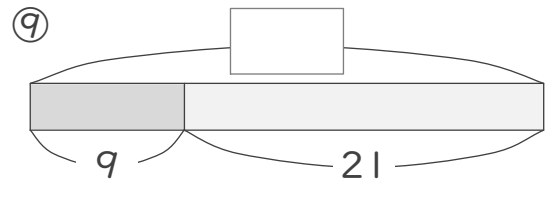
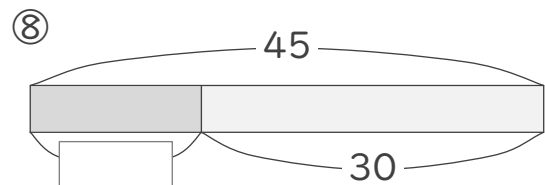
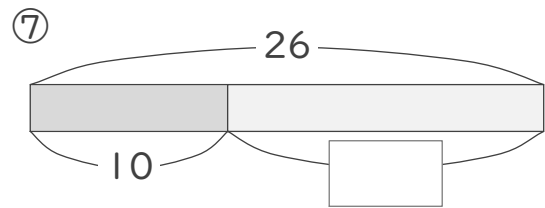
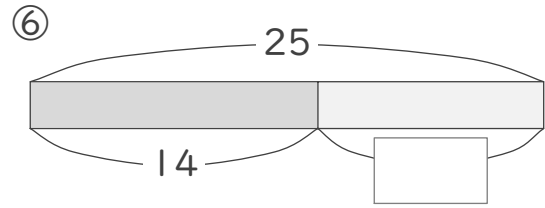
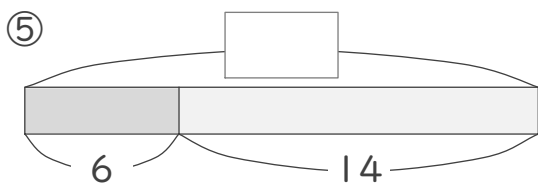
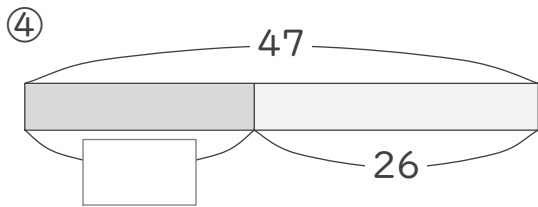
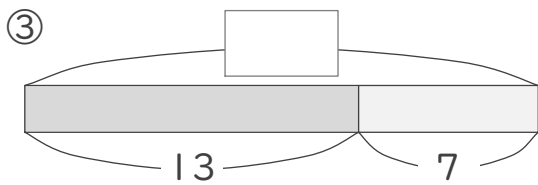
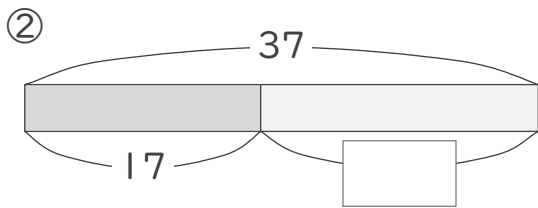
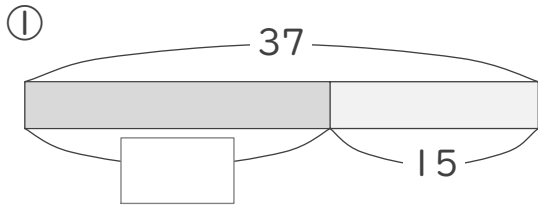


図を見て考えよう

____年 ____組 名前 _____

/10

■ 図を見て、四角に入る 数 を 考え ませう。



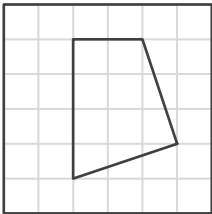
四角形

年 組 名前


/ 6

■ お手本と同じ四角形をかきましょう。

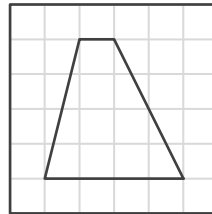
①




お手本



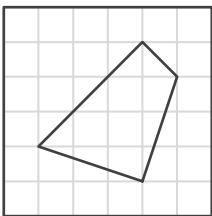
④




お手本



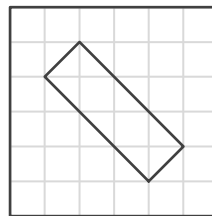
②




お手本



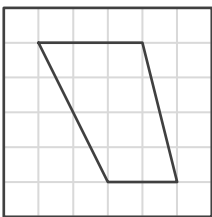
⑤




お手本



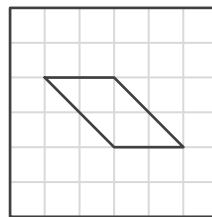
③




お手本



⑥



お手本



■ たし算をしましょう。100cmをこえる長さはmをつかってあらわしましょう。

① $1\text{m } 10\text{cm} + 5\text{m } 90\text{cm} =$

② $3\text{m } 80\text{cm} + 2\text{m } 80\text{cm} =$

③ $3\text{m } 20\text{cm} + 1\text{m } 20\text{cm} =$

④ $1\text{m } 60\text{cm} + 1\text{m } 50\text{cm} =$

⑤ $3\text{m } 90\text{cm} + 90\text{cm} =$

⑥ $2\text{m } 90\text{cm} + 1\text{m } 20\text{cm} =$

⑦ $50\text{cm} + 5\text{m } 90\text{cm} =$

⑧ $4\text{m } 20\text{cm} + 2\text{m } 80\text{cm} =$

⑨ $4\text{m } 40\text{cm} + 40\text{cm} =$

⑩ $70\text{cm} + 2\text{m } 90\text{cm} =$

⑪ $2\text{m } 80\text{cm} + 1\text{m} =$

⑫ $3\text{m} + 2\text{m } 70\text{cm} =$

⑬ $4\text{m } 30\text{cm} + 2\text{m} =$

⑭ $70\text{cm} + 6\text{m } 30\text{cm} =$

⑮ $1\text{m } 50\text{cm} + 4\text{m } 50\text{cm} =$

⑯ $70\text{cm} + 1\text{m } 10\text{cm} =$

■ つぎのたし算をしましょう。

① $20 + 80 =$

② $900 + 100 =$

③ $800 + 100 =$

④ $80 + 80 =$

⑤ $500 + 300 =$

⑥ $70 + 80 =$

⑦ $700 + 200 =$

⑧ $20 + 20 =$

⑨ $90 + 60 =$

⑩ $500 + 500 =$

⑪ $60 + 80 =$

⑫ $300 + 200 =$

⑬ $40 + 20 =$

⑭ $300 + 600 =$

⑮ $80 + 30 =$

⑯ $600 + 100 =$

⑰ $90 + 90 =$

⑱ $100 + 100 =$

⑲ $20 + 50 =$

⑳ $600 + 400 =$

㉑ $100 + 400 =$

㉒ $300 + 400 =$

㉓ $10 + 20 =$

㉔ $50 + 60 =$

㉕ $10 + 70 =$

㉖ $600 + 200 =$

㉗ $300 + 300 =$

㉘ $30 + 10 =$

㉙ $400 + 400 =$

㉚ $90 + 80 =$

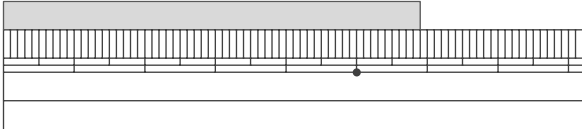
長さはどれくらい

年 組 名前

/10

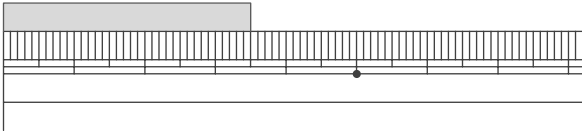
■ ものさしをあてているものの長さを 答えましょう。

①



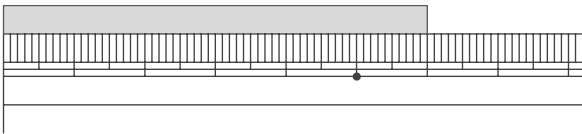
5cm 9mm

②



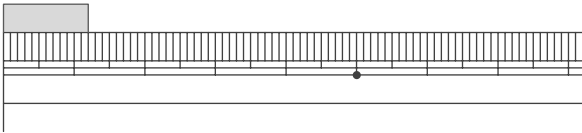
3cm 5mm

③



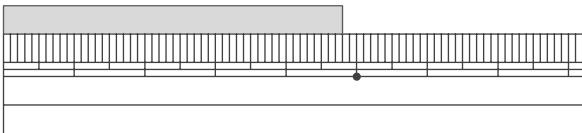
6cm

④



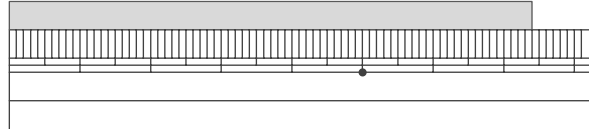
1cm 2mm

⑤



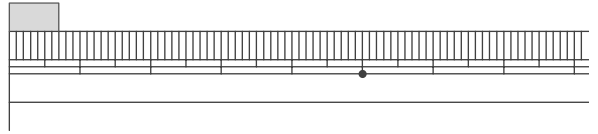
4cm 8mm

⑥



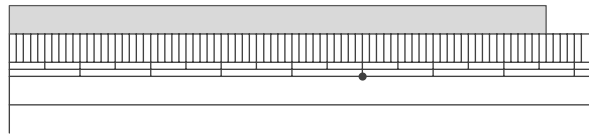
7cm 4mm

⑦



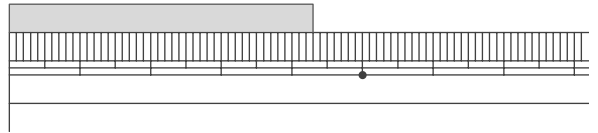
7mm

⑧



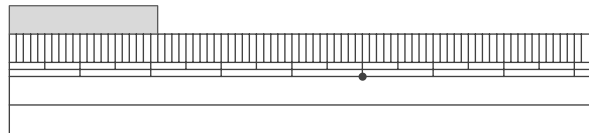
7cm 6mm

⑨



4cm 3mm

⑩



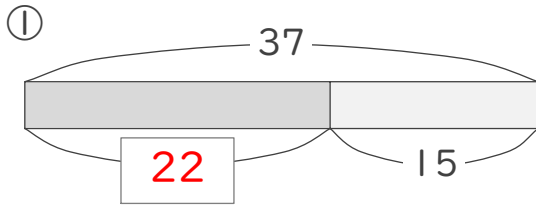
2cm 1mm

図を見て考えよう

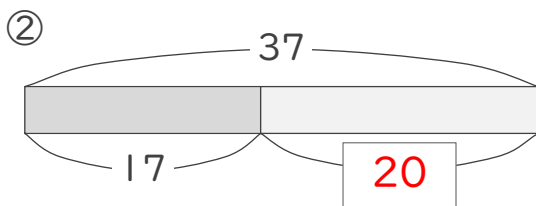
年 組 名前

/10

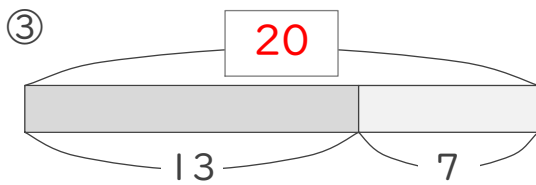
■ 図を見て、四角に入る数を考えましょう。



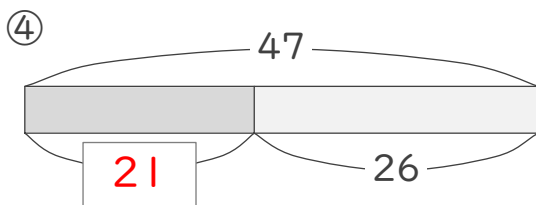
$$37 - 15 = 22$$



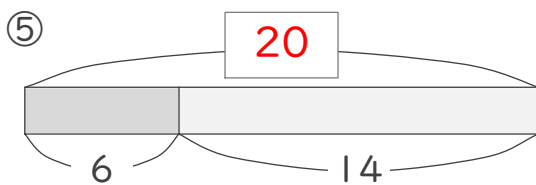
$$37 - 17 = 20$$



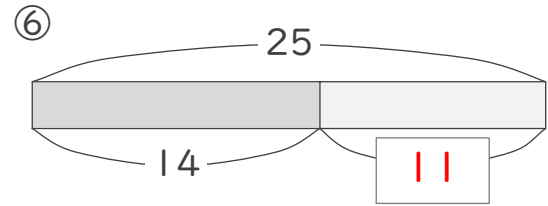
$$13 + 7 = 20$$



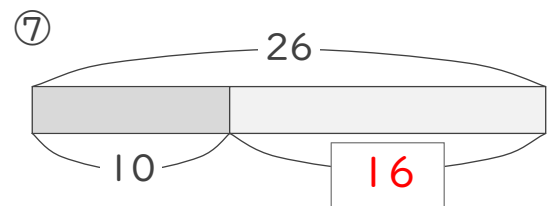
$$47 - 26 = 21$$



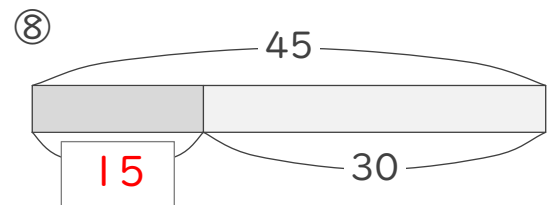
$$6 + 14 = 20$$



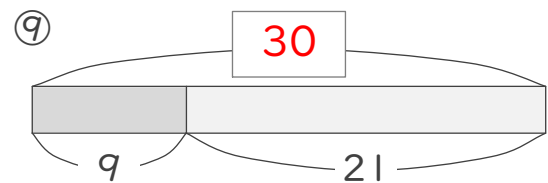
$$25 - 14 = 11$$



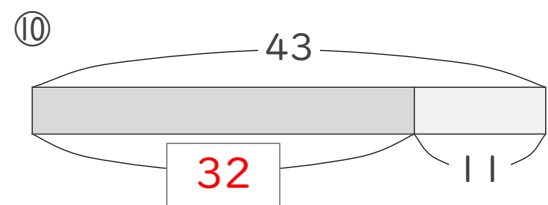
$$26 - 10 = 16$$



$$45 - 30 = 15$$



$$9 + 21 = 30$$



$$43 - 11 = 32$$

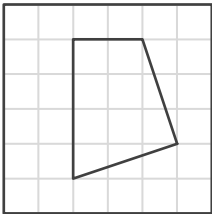
四角形

年 組 名前

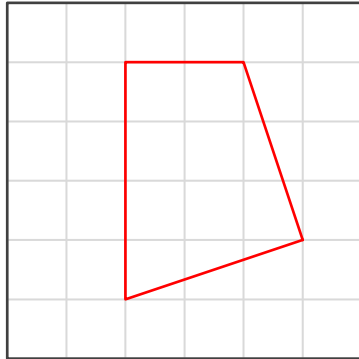
/ 6

■ お手本と同じ四角形をかきましょう。

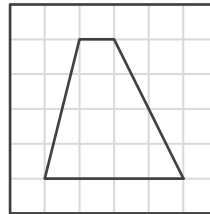
①



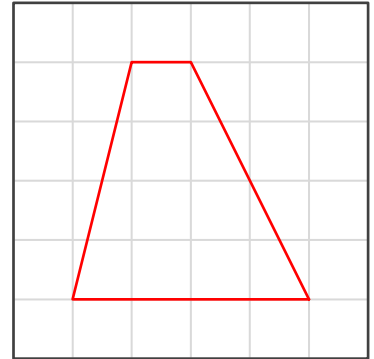
お手本



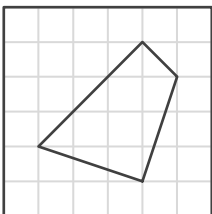
④



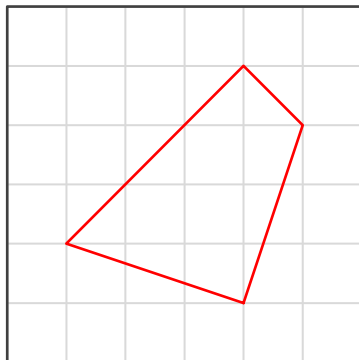
お手本



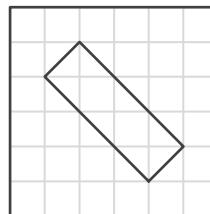
②



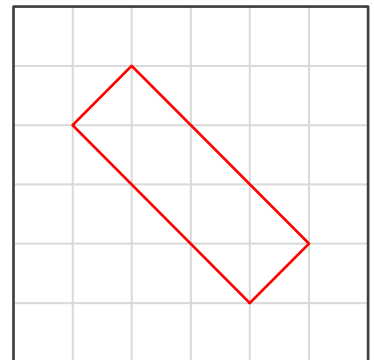
お手本



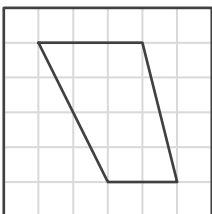
⑤



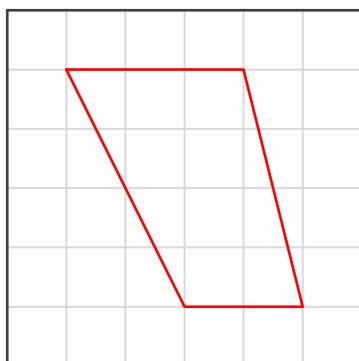
お手本



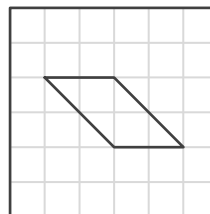
③



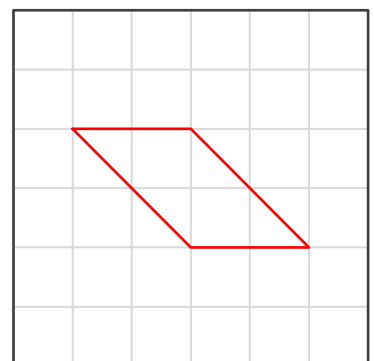
お手本



⑥



お手本



100cmをこえる長さ

年 組 名前

/16

■ たし算をしましょう。100cmをこえる長さはmをつかってあらわしましょう。

$$\textcircled{1} \quad 1\text{m } 10\text{cm} + 5\text{m } 90\text{cm} = \boxed{7\text{m}}$$

$$\textcircled{2} \quad 3\text{m } 80\text{cm} + 2\text{m } 80\text{cm} = \boxed{6\text{m } 60\text{cm}}$$

$$\textcircled{3} \quad 3\text{m } 20\text{cm} + 1\text{m } 20\text{cm} = \boxed{4\text{m } 40\text{cm}}$$

$$\textcircled{4} \quad 1\text{m } 60\text{cm} + 1\text{m } 50\text{cm} = \boxed{3\text{m } 10\text{cm}}$$

$$\textcircled{5} \quad 3\text{m } 90\text{cm} + 90\text{cm} = \boxed{4\text{m } 80\text{cm}}$$

$$\textcircled{6} \quad 2\text{m } 90\text{cm} + 1\text{m } 20\text{cm} = \boxed{4\text{m } 10\text{cm}}$$

$$\textcircled{7} \quad 50\text{cm} + 5\text{m } 90\text{cm} = \boxed{6\text{m } 40\text{cm}}$$

$$\textcircled{8} \quad 4\text{m } 20\text{cm} + 2\text{m } 80\text{cm} = \boxed{7\text{m}}$$

$$\textcircled{9} \quad 4\text{m } 40\text{cm} + 40\text{cm} = \boxed{4\text{m } 80\text{cm}}$$

$$\textcircled{10} \quad 70\text{cm} + 2\text{m } 90\text{cm} = \boxed{3\text{m } 60\text{cm}}$$

$$\textcircled{11} \quad 2\text{m } 80\text{cm} + 1\text{m} = \boxed{3\text{m } 80\text{cm}}$$

$$\textcircled{12} \quad 3\text{m} + 2\text{m } 70\text{cm} = \boxed{5\text{m } 70\text{cm}}$$

$$\textcircled{13} \quad 4\text{m } 30\text{cm} + 2\text{m} = \boxed{6\text{m } 30\text{cm}}$$

$$\textcircled{14} \quad 70\text{cm} + 6\text{m } 30\text{cm} = \boxed{7\text{m}}$$

$$\textcircled{15} \quad 1\text{m } 50\text{cm} + 4\text{m } 50\text{cm} = \boxed{6\text{m}}$$

$$\textcircled{16} \quad 70\text{cm} + 1\text{m } 10\text{cm} = \boxed{1\text{m } 80\text{cm}}$$